



Data Center Cooling Solutions

High efficiency 2-phase liquid cooling

Rear door heat exchangers (RDHx)

Refrigerant Pumps

Coolant Distribution Unit

Aisle Containment



Discover the OptiCool 2-Phase Liquid Cooling Advantage

System Overview 2

Our Technology 4

Versatile Configurations 5

High-Efficiency Savings (ROI) 6

Why Opticool? 7

Product Data Sheets 8

OptiCool takes a unique approach to cooling with its 2-phase liquid cooled rear door heat exchanger (RDHx) technology. This versatile system can be deployed standalone or in tandem with air-cooling and direct-to-chip. Cooling capacity is modular, scaling up to 120kW per rack of room-neutral cooling for demanding workloads.

With its simple design, OptiCool's high-efficiency solution delivers significant savings in power consumption.



Internal rack space is not affected by the rear doors



"The OptiCool solution is far superior to any that I've ever encountered. Our service technicians are saying 'this can't be that simple!' and yet it truly is. Hot aisle containment, humidity issues and condensation, high pressure and low-pressure zones – these issues are all solved."

James Pluta
Director of Facilities, OLV Charities



120kW liquid-cooled RDHx

Scalable and Modular

Deploy today and grow tomorrow. Our system scales at the rack level – *up to 120kW per rack*, providing room for growth as rack densities increase.



Refrigerant pumps, pipes and rear doors

High-Efficiency Savings

Our unique 2-phase liquid cooling technology delivers up to *90% savings in energy costs*.

Rapid Retrofits

Our versatile configurations can adapt to a *wide range of operating environments*, without the need to redesign existing infrastructure.



Hot/Cold aisle containment designs



The pump circulates refrigerant to rear door heat exchangers



1.5MW Coolant Distribution Unit for direct-to-chip liquid cooling

Opticool System Overview



1 Rear Door Heat Exchangers (RDHx)

Our rear doors fit any vendor's rack using a door transition kit, which is non-invasive and leaves internal rack space unchanged. Heat from IT equipment is removed at the source, with the variable-speed fans expelling room-neutral air.

2 Refrigerant Pipes

Supply and return pipes carry the refrigerant between the RDHx and the pump. The overhead design facilitates scalability and versatility, and eliminates the need for raised flooring. New racks can be added by extending the pipes up to a maximum of 185 feet from the pump. The pipe system is custom designed and manufactured to fit your space.



3 Refrigerant Pump

Pumps have a smaller footprint than standard racks and can be bookended at the end-of-row, up to 185 feet away. The inlet accepts facilities chilled water or external direct expansion (DX) units for external heat rejection. Pumps feature a touchscreen control panel and integration into BMS management systems.

4 External Heat Rejection

Heat never enters the data hall. The rear doors deliver room-neutral air, while the pump reconditions and removes heat seamlessly. Heat is removed from the racks and transferred to the pump, then rejected externally.



Our unique technology is 2-phase liquid cooled RDHx, and OptiCool is the only manufacturer in the industry offering this technology. What sets it apart is that it combines high cooling efficiency with high heat capacity, over a wide range of heat densities.

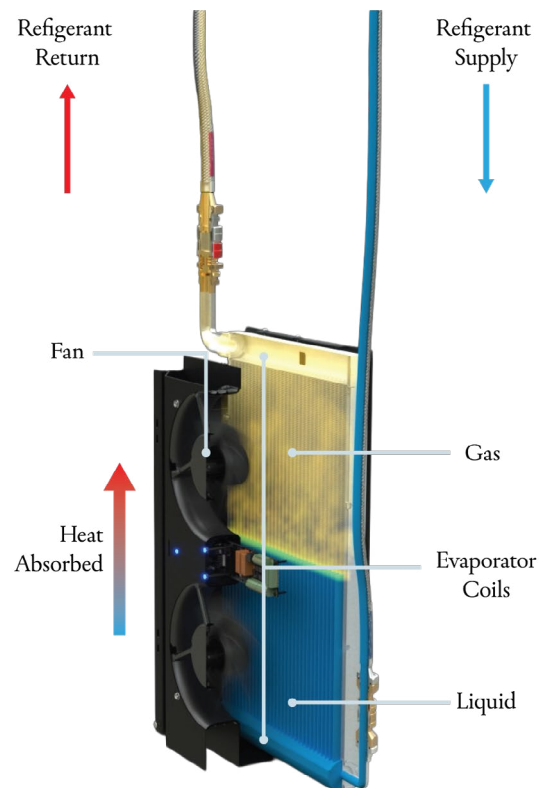
2-phase liquid cooling

Refrigerant circulates in the OptiCool system between the pump and the AHX units inside the rear doors of the rack, transferring the heat from the rack to the pump. The cool refrigerant enters the AHX heat exchanger as a liquid. As it absorbs heat, it vaporizes into a gas. At the pump, the heat is rejected and the refrigerant condenses back into a liquid.

2-phase refers to the cycling of the refrigerant between liquid and gas states. This is the key that unlocks the enormous heat absorption capacity available when operating near the vaporization point – the heat is used to vaporize the liquid instead of raising its temperature. OptiCool's technology taps into the *latent heat of vaporization* of the refrigerant.

The close proximity of the AHX unit to the heat source (the IT equipment) contributes to enhancing system efficiency. Heat is removed directly at the source and does not leave the rack, thus avoiding the losses and inefficiencies inherent in managing airflow in a data hall.

The use of 2-phase liquid cooling greatly simplifies system engineering and product design. It eliminates the need for power-hungry compressors and expansion valves used in CRAC and CRAH units and dramatically reduces energy costs. At the same time, system reliability improves thanks to a reduction in the number and complexity of mechanical cooling parts.



AHX Unit

Latent Heat of Vaporization

Latent heat of vaporization refers to the amount of heat needed to turn a liquid into a gas, which occurs at the boiling point of a liquid. Refrigerants have a low boiling point and leverage this thermodynamic property in the secondary cooling loop. Operating at the refrigerant's boiling point provides 5X more heat capacity compared to using water (single-phase) at a standard ΔT of 10°C.

Versatile Configurations



One of the core design principles of the OptiCool solution is that it must be easily adaptable to a variety of operating environments. This translates into a highly versatile solution:

- Able to handle rack and heat densities ranging from edge to colocation to AI/HPC
- Supports multiple airflow strategies
- Works together with direct-to-chip and air-cooled systems to optimize overall cooling

Versatile, modular, and scalability, OptiCool's technology enables an incremental approach to adding rack capacity and upgrading cooling systems. Instead of waiting until the next major infrastructure upgrade, the OptiCool solution can be quickly deployed to address market demand.



Hybrid Retrofit

OptiCool's Rear Door Heat Exchangers seamlessly integrate into hybrid cooling designs. By supplementing direct-to-chip (DTC) systems, OptiCool lowers deployment costs while adding flexibility to meet varying rack densities.



Hot/Cold Aisle Containment

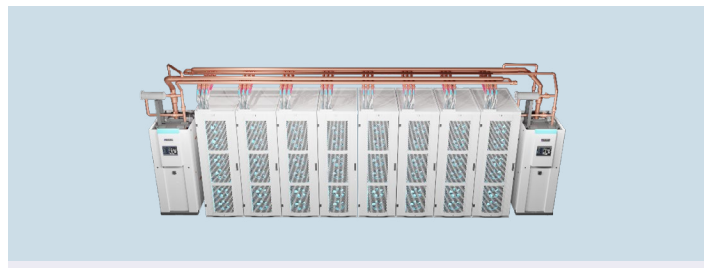
The next generation of aisle containment—featuring upgraded technology with the same flexibility and ease of deployment. AHX units mount directly to the top of the containment structure, boosting heat extraction by more than 30%.



Laminar Flow

Laminar flow is an ideal approach for greenfield builds or complete data hall redesigns. By arranging racks in a back-to-front configuration, OptiCool's Rear Door Heat Exchangers create a continuous, conditioned airflow.

As air moves down each row, progressively colder air is delivered to every rack. This significantly reduces—or even eliminates—the need for room-level CRACs and CRAHs.



Redundancy

OptiCool's system is built with flexibility to meet the most demanding uptime requirements. For operators who require redundancy, our pump architecture can be configured with supplemental units to ensure continuous performance. Even in the event of a component failure or changing environmental conditions, the system maintains heat extraction and reliability. This configurable redundancy reduces risk, increases resilience, and gives operators confidence that cooling will adapt as their environment evolves.

High-Efficiency Savings



The significant savings experienced by OptiCool customers is due to the low power consumption of the OptiCool solution. Customers can experience savings of up to 90% in their energy costs, compared to an air-cooled system of similar capacity.

Achieving such low-power operation is possible due to two reasons:

- **No waste:** Traditional air cooling is imprecise and cools room infrastructure in addition to cooling IT equipment. OptiCool's rear doors are located at the rack, right next to the heat-generating equipment. Heat is extracted directly at the source and does not circulate in the air.
- **2-phase liquid cooling:** By leveraging the latent heat of vaporization, natural thermodynamic processes do the heavy lifting of removing heat. This translates directly into lower power consumption.

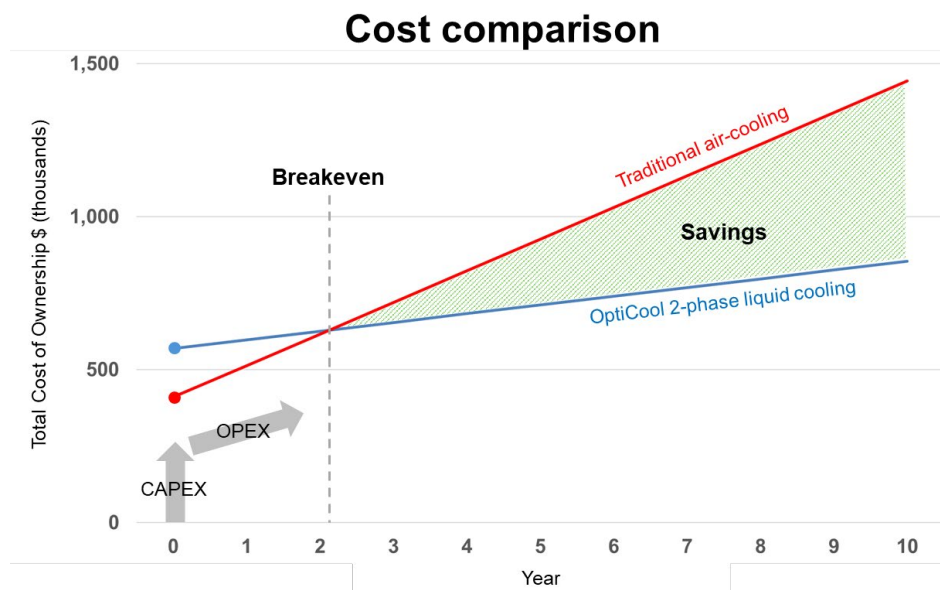
Comparing the costs: A TCO analysis

The following example compares the costs of an traditional air flow management system such as a CRAC or a CRAH solution to an OptiCool solution, for an actual project.

Total costs are a combination of capital expenditures (CAPEX) and operating expenses (OPEX). CAPEX includes the cost of the cooling equipment and any required construction work. OPEX includes power consumption and annual maintenance costs.

Project specifications

The project called for 240kW of total heat load distributed over 12 racks. The air-cooled solution consisted of 4 CRAC units while the OptiCool solution consisted of 12 rear doors and 2 refrigerant pumps in a redundant configuration. Redundancy was not part of the air-cooled solution, as simultaneous failure of 4 units was considered low probability. The cost of electricity was \$0.16 per kWh.



The OptiCool solution costs more upfront (CAPEX), but costs much less to operate (OPEX) – almost \$75,000 per year less. The breakeven point occurs at 2 years. At 10 years, the OptiCool solution will have saved close to \$600,000.

Why OptiCool?




1 Modular, scalable cooling up to *120kW per rack.*

2 High-efficiency 2-phase liquid cooling uses up to *90% less power.*

3 We're a trusted supplier to top brands.



4 We are proudly American





Rear Door Heat Exchangers (RDHx)



CDS-30
 30kW heat capacity
 396W power consumption
 Up to 52U




CDS-60
 60kW heat capacity
 790W power consumption
 Up to 52U



CDS-120
 120kW heat capacity
 3834W power consumption
 48U+

Facilities Chilled Water Refrigerant Pumps



RPW-60	RPW-120	RPW-230
60kW total heat	120kW total heat	230kW total heat
6.5A @480V 16A @230V	6.5A @480V 16A @230V	6.5A @480V 16A @230V
30"x82"x40"	30"x82"x40"	30"x82"x40"

Coolant Distribution Unit



CDU-15M
 Supplies regulated chilled water to direct-to-chip liquid cooling systems
 1.5MW heat capacity
 30"x8"

Outdoor DX Refrigerant Pumps



RPC-115	ODX-115
115kW total heat	Matching outdoor unit
6.5A @480V 16A @230V	6.5A @480V 16A @230V
30"x82"x40"	30"x82"x40"




RPC-230	ODX-230
230kW total heat	Matching outdoor unit
6.5A @480V 16A @230V	6.5A @480V 16A @230V
30"x82"x40"	30"x82"x40"



Aisle Containment



2-phase liquid cooling for hot/cold aisles
 Heat exchangers mounted overhead
 Up to 40kW of heat capacity per rack



CDS-30 30 kW COOL DOOR SYSTEM

Targeting and extracting heat at the source makes the OptiCool Cool Door System (CDS) the benchmark for reliable and efficient Data Center cooling.

The OptiCool CDS is an active rear door heat exchanger (RDHx) that can be mounted directly to the back of any standard equipment rack using a Door Transition Kit (DTK) that maintains the internal space of the rack. The design of the CDS provides the flexibility to install up to three Active Heat eXtractors (AHXs) per door. OptiCool's calibrated solution is engineered to maintain ambient room temperature to allow your equipment to perform as specified.

Active Heat eXtractor (AHX) units

The OptiCool AHX is a high performance, variable-speed unit that adjusts to the heat load within your equipment rack to maximize efficiency. AHX's are fed with a dual power distribution units and are placed in alignment with the heat load to extract heat from the rack. Each AHX moves air over its evaporator coils to remove the heat and provide a room-neutral temperature that minimizes the thermal impact of your equipment space. Each evaporator coil in the AHX is encased in a frame with a protective guard.

Our CDS can include blanking panels to ensure efficiency when the cooling application requires less than a full complement of AHX's per door. Additionally, clients who rely on hot aisle containment in their Data Centers can experience enhanced cooling efficiency with our AHX fan-only model. Streamlined and economical, this innovative solution optimizes white space conditions without the need for pump units or a coolant distribution network.



Specifications

# OF AHX SUPPORTED:	0 - 3
AHX DIMENSIONS (EA):	22.7 in. x 13.7 in. x 6.13 in.
AHX UNIT WEIGHT (EA):	25 lb
TOTAL DOOR DEPTH:	8.75 in. (2 in. DOOR + 6.75 in. DTK)
DOOR WEIGHT (EA):	35 lb – 57 lb
DTK WEIGHT:	24 lb – 40 lb
PDU WEIGHT:	6.5 lb
POWER INPUT:	SINGLE or DUAL
MAX POWER CONSUMPTION PER AHX:	131.5 W
INLET SENSORS:	REDUNDANT A/B TEMP SENSORS
CERTIFICATION:	ISO 9001-2015
NEBS SEISMIC COMPLIANT:	YES
COLOR:	BLACK or WHITE
DOOR HEIGHT:	42/44U – 52U 24 in. – 32 in. RACKS

Features

- Assembled in the USA.
- Industry standard hardware and software for easy BMS integration.
- Blanking Panels are used if a full compliment of AHX's are not needed per door.
- Temperature sensors to control variable speed fans in the AHX.
- System designed with cooling capacity management to efficiently handle load change fluctuations.
- 4 Monitoring cable configuration options for multiple AHX units.
- Up to 3 AHX units can be installed per door.



Opticooltechnologies.com
Info@opticooltech.com

855 Publishers pkwy,
Webster, NY 14580 USA

Sales 585-347-6142
Service 585-967-5434



CDS-60 60 kW COOL DOOR SYSTEM

Targeting and extracting heat at the source makes the OptiCool Cool Door System (CDS) the benchmark for reliable and efficient Data Center cooling.

The OptiCool CDS is an active rear door heat exchanger (RDHx) that can be mounted directly to the back of any standard equipment rack using a Door Transition Kit (DTK) that maintains the internal space of the rack. The design of the CDS provides the flexibility to install up to three Active Heat eXtractors (AHXs) per door. OptiCool's calibrated solution is engineered to maintain ambient room temperature to allow your equipment to perform as specified.

Active Heat eXtractor (AHX) units

The OptiCool AHX is a high performance, variable-speed unit that adjusts to the heat load within your equipment rack to maximize efficiency. AHX's are fed with a dual power distribution units and are placed in alignment with the heat load to extract heat from the rack. Each AHX moves air over its evaporator coils to remove the heat and provide a room-neutral temperature that minimizes the thermal impact of your equipment space. Each evaporator coil in the AHX is encased in a frame with a protective guard.

Our CDS can include blanking panels to ensure efficiency when the cooling application requires less than a full complement of AHX's per door. Additionally, clients who rely on hot aisle containment in their Data Centers can experience enhanced cooling efficiency with our AHX fan-only model. Streamlined and economical, this innovative solution optimizes white space conditions without the need for pump units or a coolant distribution network.



Specifications

# OF AHX SUPPORTED:	0 - 3
AHX DIMENSIONS (EA):	22.7 in. x 19.5 in. x 8.25 in.
AHX UNIT WEIGHT (EA):	35 lb
TOTAL DOOR DEPTH:	8.75 in. (2 in. DOOR + 6.75 in. DTK)
DOOR WEIGHT (EA):	35 lb – 57 lb
DTK WEIGHT:	24 lb – 40 lb
PDU WEIGHT:	6.5 lb
POWER INPUT:	SINGLE or DUAL
MAX POWER CONSUMPTION PER AHX:	263 W
INLET SENSORS:	REDUNDANT A/B TEMP SENSORS
CERTIFICATION:	ISO 9001-2015
NEBS SEISMIC COMPLIANT:	YES
COLOR:	BLACK or WHITE
DOOR HEIGHT:	42/44U – 52U 24 in. – 32 in. RACKS

Features

- Assembled in the USA.
- Industry standard hardware and software for easy BMS integration.
- Aesthetic design with flexible location and compact footprint.
- Energy efficient redundant pump motor and VFD with automatic changeover.
- System designed with cooling capacity management to efficiently handle load change fluctuations.
- Intuitive 10-inch touchscreen controls.
- Dynamic self-balancing pressure independent flow control valve for precise capacity control.



Opticooltechnologies.com
Info@opticooltech.com

855 Publishers pkwy,
Webster, NY 14580 USA

Sales 585-347-6142
Service 585-967-5434



CDS-120

120 kW COOL DOOR SYSTEM

Targeting and extracting heat at the source makes the OptiCool® Cool Door System (CDS) the benchmark for reliable and efficient Data Center cooling.

The OptiCool® CDS is an active rear door heat exchanger (RDHx) that can be mounted directly to the back of any standard equipment rack using a Door Transition Kit (DTK) that maintains the internal space of the rack. OptiCool's calibrated solution is engineered to maintain ambient room temperature to allow your equipment to perform as specified.

Cool Door System (CDS) units

The OptiCool® CDS-120 is a high performance, variable-speed CDS that adjusts to the heat load within your equipment rack to maximize efficiency. The OptiCool® CDS dual-core coil design utilizes parallel refrigerant flow paths to minimize refrigerant pressure drop while maximizing cooling efficiency across the system. Engineered for optimized thermal transfer and balanced system operation, the advanced dual-core architecture supports stable thermal conditions and reliable performance in demanding data center environments.







Maintenance and serviceability have never been easier with hot-swappable fan banks and direct coil access to minimize downtime while enabling fast, efficient servicing in mission critical environments. Streamlined and economical, this innovative solution optimizes energy consumption and heat extraction capacity.



Specifications

DOOR DESCRIPTION:	1 door / 9 banks / 36 individual fans
DIMENSIONS (L x W x H):	30.00 in. x 6.00 in. x 92.00 in.
DOOR WEIGHT:	250 lbs
FAN DIAMETER:	6.70 in. x 5.90 in. (172 mm x 150 mm)
COOLING CAPACITY:	120 kW
DTK WEIGHT:	112 lbs Maximum
POWER SUPPLY RACK UTILIZATION:	32 lb / IU (2U's for 2N Redundancy)
POWER INPUT:	120 VAC
MAX POWER CONSUMPTION:	5.02 kW
NOMINAL POWER CONSUMPTION:	3.02 kW
INLET SENSORS:	8 TEMP SENSORS
OUTLET SENSORS:	9 TEMP SENSORS (1 per fan bank)
COLOR:	Black, White, or Custom
SUPPORTED RACKS:	48U – 52U / 30 in. – 32 in. RACKS

Features

-  Assembled in the USA.
-  Industry standard hardware and software for easy BMS integration.
-  Temperature sensors to control variable speed fans in the CDS.
-  System designed with cooling capacity management to efficiently handle load change fluctuations.
-  Remote Monitoring capability.
-  Hot-swappable fan bank modularity for easy maintenance and serviceability.



[Opticooltechnologies.com](https://www.opticooltechnologies.com)
Info@opticooltech.com

855 Publishers Pkwy,
Webster, NY 14580 USA

Service 585-453-2014



RPW-060

CHILLED WATER EXTERNAL HEAT REJECTION

The OptiCool RPW-060 system provides best-in-class precision cooling in any mission-critical infrastructure where chilled water is available.

The OptiCool RPW-060 is a highly efficient low-pressure pumped R-513A refrigerant system supporting up to 40 Active Heat eXtractor (AHX) units for applications achieving 60 kW of non-condensing 100% sensible cooling. Employing a pumped R-513A solution ensures a highly reliable, oil-free, nontoxic, non-conductive, and non-corrosive sustainable cooling ecosystem to efficiently extract heat at the source.

The RPW-060 pump is part of a system and requires other OptiCool products for effective heat transfer out of the room.








The RPW-060 system uses a chilled water system for external heat rejection. This chilled water system is typically existing facility infrastructure with sufficient capacity to handle the additional load from the RPW-060 system. Alternatively, a new chilled water package may be provided by a third party.



Specifications

MIN/MAX kW CAPACITY:	5 kW / 60 kW
EXTERNAL HEAT REJECTION:	CHILLED WATER or GLYCOL MIX
NUMBER OF AHX SUPPORTED:	3 to 40 per pump
POWER OPTIONS:	480 V, 3 Phase, 60 Hz 208 V / 230 V, 1 Phase, 60 Hz
FULL LOAD AMPS:	480 V, 6.5 amp 208 V / 230 V, 16 amp
PUMP DRY WEIGHT:	1,300 lb
PUMP DIMENSIONS:	30 in. x 82 in. x 40 in.
REFRIGERANT DISTRIBUTION NETWORK EQUIVALENT SUPPLY LENGTH (MAX):	185 ft.
COMMUNICATION / MONITORING:	MODBUS, BACNET, or SNMP
CERTIFICATION:	ISO 9001
CHILLED WATER FLOW RATE:	140 GPM
MAX SUPPLY PRESSURE:	100 psig
RPW CHILLED WATER DELTA AT FULL LOAD:	12°F
CHILLED WATER SUPPLY TEMP:	45°F
WATER CONNECTION SIZE:	2.5 in. NOM (2.625 in. ODF)
ALLOWABLE WATER PRESSURE DIFFERENTIAL:	15 – 75 psid

Features

-  Assembled in the USA.
-  Industry standard hardware and software for easy BMS integration.
-  Aesthetic design with flexible location and compact footprint.
-  Energy efficient redundant pump motor and VFD with automatic changeover.
-  System designed with cooling capacity management to efficiently handle load change fluctuations.
-  Intuitive 10-inch touchscreen controls.
-  Dynamic self-balancing pressure independent flow control valve for precise capacity control.



[Opticooltechnologies.com](https://www.opticooltechnologies.com)
Info@opticooltech.com

855 Publishers pkwy,
Webster, NY 14580 USA

Sales 585-347-6142
Service 585-967-5434



RPW-120

CHILLED WATER EXTERNAL HEAT REJECTION

The OptiCool RPW-120 system provides best-in-class precision cooling in any mission-critical infrastructure where chilled water is available.

The OptiCool RPW-120 is a highly efficient low-pressure pumped R-513A refrigerant system supporting up to 40 Active Heat eXtractor (AHX) units for applications achieving 120 kW of non-condensing 100% sensible cooling. Employing a pumped R-513A solution ensures a highly reliable, oil-free, nontoxic, non-conductive, and non-corrosive sustainable cooling ecosystem to efficiently extract heat at the source.

The RPW-120 pump is part of a system and requires other OptiCool products for effective heat transfer out of the room.

The RPW-120 system uses a chilled water system for external heat rejection. This chilled water system is typically existing facility infrastructure with sufficient capacity to handle the additional load from the RPW-120 system. Alternatively, a new chilled water package may be provided by a third party.



Specifications

MIN/MAX kW CAPACITY:	5 kW / 120 kW
EXTERNAL HEAT REJECTION:	CHILLED WATER or GLYCOL MIX
NUMBER OF AHX SUPPORTED:	3 to 40 per pump
POWER OPTIONS:	480 V, 3 Phase, 60 Hz 208 V / 230 V, 1 Phase, 60 Hz
FULL LOAD AMPS:	480 V, 6.5 amp 208 V / 230 V, 16 amp
PUMP DRY WEIGHT:	1,300 lb
PUMP DIMENSIONS:	30 in. x 82 in. x 40 in.
REFRIGERANT DISTRIBUTION NETWORK EQUIVALENT SUPPLY LENGTH (MAX):	185 ft.
COMMUNICATION / MONITORING:	MODBUS, BACNET, or SNMP
CERTIFICATION:	ISO 9001-2015
CHILLED WATER FLOW RATE:	140 GPM
MAX SUPPLY PRESSURE:	100 psig
RPW CHILLED WATER DELTA AT FULL LOAD:	12°F
CHILLED WATER SUPPLY TEMP:	45°F
WATER CONNECTION SIZE:	2.5 in. NOM (2.625 in. ODF)
ALLOWABLE WATER PRESSURE DIFFERENTIAL:	15 – 75 psid

Features

- Assembled in the USA.
- Industry standard hardware and software for easy BMS integration.
- Aesthetic design with flexible location and compact footprint.
- Energy efficient redundant pump motor and VFD with automatic changeover.
- System designed with cooling capacity management to efficiently handle load change fluctuations.
- Intuitive 10-inch touchscreen controls.
- Dynamic self-balancing pressure independent flow control valve for precise capacity control.



[Opticooltechnologies.com](https://www.opticooltechnologies.com)
Info@opticooltech.com

855 Publishers pkwy,
Webster, NY 14580 USA

Sales 585-347-6142
Service 585-967-5434



RPW-230 CHILLED WATER EXTERNAL HEAT REJECTION

The OptiCool RPW-230 system provides best-in-class precision cooling in any mission-critical infrastructure where chilled water is available.

The OptiCool RPW-230 is a highly efficient low-pressure pumped R-513A refrigerant system supporting up to 40 Active Heat eXtractor (AHX) units for applications achieving 230 kW of non-condensing 100% sensible cooling. Employing a pumped R-513A solution ensures a highly reliable, oil-free, nontoxic, non-conductive, and non-corrosive sustainable cooling ecosystem to efficiently extract heat at the source.

The RPW-230 pump is part of a system and requires other OptiCool products for effective heat transfer out of the room.

The RPW-230 system uses a chilled water system for external heat rejection. This chilled water system is typically existing facility infrastructure with sufficient capacity to handle the additional load from the RPW-230 system. Alternatively, a new chilled water package may be provided by a third party.



Specifications

MIN/MAX kW CAPACITY:	5 kW / 230 kW
EXTERNAL HEAT REJECTION:	CHILLED WATER or GLYCOL MIX
NUMBER OF AHX SUPPORTED:	3 to 40 per pump
POWER OPTIONS:	480 V, 3 Phase, 60 Hz 208 V / 230 V, 1 Phase, 60 Hz
FULL LOAD AMPS:	480 V, 6.5 amp 208 V / 230 V, 16 amp
PUMP DRY WEIGHT:	1,500 lb
PUMP DIMENSIONS:	33 in. x 82 in. x 40 in.
REFRIGERANT DISTRIBUTION NETWORK EQUIVALENT SUPPLY LENGTH (MAX):	185 ft.
COMMUNICATION / MONITORING:	MODBUS, BACNET, or SNMP
CERTIFICATION:	ISO 9001-2015
CHILLED WATER FLOW RATE:	220 GPM
MAX SUPPLY PRESSURE:	100 psig
RPW CHILLED WATER DELTA AT FULL LOAD:	12°F
CHILLED WATER SUPPLY TEMP:	45°F
WATER CONNECTION SIZE:	3 in. NOM (3.125 in. ODF)
ALLOWABLE WATER PRESSURE DIFFERENTIAL:	18 – 87 psid

Features

- Assembled in the USA.
- Industry standard hardware and software for easy BMS integration.
- Aesthetic design with flexible location and compact footprint.
- Energy efficient redundant pump motor and VFD with automatic changeover.
- System designed with cooling capacity management to efficiently handle load change fluctuations.
- Intuitive 10-inch touchscreen controls.
- Dynamic self-balancing pressure independent flow control valve for precise capacity control.



[Opticooltechnologies.com](https://www.opticooltechnologies.com)
Info@opticooltech.com

855 Publishers pkwy,
Webster, NY 14580 USA

Sales 585-347-6142
Service 585-967-5434



RPC-115

DIRECT EXPANSION (DX) EXTERNAL HEAT REJECTION

The OptiCool RPC-115 system provides best-in-class precision cooling in any mission-critical where Direct expansion (DX) cooling applications are required.

The OptiCool RPC-115 is a highly efficient low-pressure pumped 513a refrigerant system supporting up to 40 Active Heat eXtractor (AHX) units for applications achieving 115 kW of non-condensing 100% sensible cooling. Employing a pumped R-513a solution ensures a highly reliable, oil-free, non toxic, non-conductive, and non corrosive sustainable cooling ecosystem to efficiently extract heat at the source.








The RPW-115 pump is part of a system and requires other OptiCool products for effective heat transfer out of the room. Each RPC-115 pump also requires an Outdoor Heat eXpansion unit (ODX-115).



Specifications

MIN/MAX KW CAPACITY:	12 kW / 115 kW
EXTERNAL HEAT REJECTION:	DIRECT EXPANSION (DX) R-410A.
NUMBER OF AHX SUPPORTED:	3 to 40 per pump
POWER OPTIONS:	480 V, 3 Phase, 60 Hz 208 V / 230 V, 1 Phase, 60 Hz
FULL LOAD AMPS:	480 V, 6.5 amp 208 V / 230 V, 16 amp
PUMP DRY WEIGHT:	1,300 lb
PUMP DIMENSIONS:	30 in. x 82 in. x 40 in.
REFRIGERANT DISTRIBUTION NETWORK EQUIVALENT SUPPLY LENGTH (MAX):	185 ft.
COMMUNICATION / MONITORING:	MODBUS, BACNET, or SNMP
CERTIFICATION:	ISO 9001-2015

Features

-  Assembled in the USA.
-  Industry standard hardware and software for easy BMS integration.
-  Aesthetic design with flexible location and compact footprint.
-  Energy efficient redundant pump motor and VFD with automatic changeover.
-  System designed with cooling capacity management to efficiently handle load change fluctuations.
-  Intuitive 10-inch touchscreen controls.
-  Dynamic self-balancing pressure independent flow control valve for precise capacity control.



[Opticooltechnologies.com](https://www.opticooltechnologies.com)
Info@opticooltech.com

855 Publishers pkwy,
Webster, NY 14580 USA

Sales 585-347-6142
Service 585-967-5434

ODX-115

OUTDOOR DIRECT EXPANSION (ODX)

The OptiCool ODX-115 unit pairs with a single OptiCool RPC-115 pump to create a high quality system that provides precision cooling in any mission critical infrastructure where Direct eXpansion (DX) cooling applications are required.

The OptiCool ODX-115 unit manages the transfer of heat from the RPC-115 pump to the outdoors using R-410A refrigerant. The unit has variable capacity compressors, which allow for low and fluctuating heat loads. The ODX-115 unit is air-cooled condenser that can be roof or ground-mounted.

The ODX-115 unit is part of a system and requires other OptiCool products for effective heat transfer out of the room. Each ODX-115 unit also requires an OptiCool RPC-115 pump.








Specifications

ODX POWER CONSUMPTION**:	41 kW
ODX WEIGHT:	1,800 lb
ODX DIMENSIONS:	45 in. x 98 in. x 100 in.
COMPRESSORS (BLDC SCROLL):	2
AMBIENT OPERATING RANGE:	-40°F – 120°F
MINIMUM LOAD REQUIRED***:	12 kW
ODX/RPC EQUIVALENT SUPPLY LENGTH (MAX)***:	185 ft
SECONDARY CIRCUIT REFRIGERANT:	R-410A
MAX POWER CONSUMPTION PER AHX:	131.5 W
MCA:	480 V, 3 Phase, 75 amp 208 V / 230 V, 3 Phase, 165 amp
MOPD:	480 V, 3 Phase, 100 amp 208 V / 230 V, 3 Phase, 225 amp
CERTIFICATION:	ISO 9001

**100% @ Rated Condition of 95°F

***Minimum load may vary with line length and elevation

Features

-  Assembled in the USA.
-  Integrated communication with RPC for data monitoring.
-  Aesthetic design and light-weight with compact outdoor footprint.
-  Redundant capable with multiple compressors.
-  Variable speed compressors for precise temperature control and minimal power consumption.





RPC-230

DIRECT EXPANSION (DX) EXTERNAL HEAT REJECTION

The OptiCool RPC-230 system provides best-in-class precision cooling in any mission-critical where Direct eXpansion (DX) cooling applications are required.

The OptiCool RPC-230 is a highly efficient low-pressure pumped R-513A refrigerant system supporting up to 40 Active Heat eXtractor (AHX) units for applications achieving 230 kW of non-condensing 100% sensible cooling. Employing a pumped R-513A solution ensures a highly reliable, oil-free, non-toxic, non-conductive, and non-corrosive sustainable cooling ecosystem to efficiently extract heat at the source.








The RPW-230 pump is part of a system and requires other OptiCool products for effective heat transfer out of the room. Each RPC-230 pump also requires an Outdoor Heat eXpansion unit (ODX-230).



Specifications

MIN/MAX KW CAPACITY:	22 kW / 230 kW
EXTERNAL HEAT REJECTION:	DIRECT EXPANSION (DX) R-410A.
NUMBER OF AHX SUPPORTED:	3 to 40 per pump
POWER OPTIONS:	480 V, 3 Phase, 60 Hz 208 V / 230 V, 1 Phase, 60 Hz
FULL LOAD AMPS:	480 V, 6.5 amp 208 V / 230 V, 16 amp
PUMP DRY WEIGHT:	1,500 lb
PUMP DIMENSIONS:	33 in. x 82 in. x 40 in.
REFRIGERANT DISTRIBUTION NETWORK EQUIVALENT SUPPLY LENGTH (MAX):	185 ft.
COMMUNICATION / MONITORING:	MODBUS, BACNET, or SNMP
CERTIFICATION:	ISO 9001-2015

Features

-  Assembled in the USA.
-  Industry standard hardware and software for easy BMS integration.
-  Aesthetic design with flexible location and compact footprint.
-  Energy efficient redundant pump motor and VFD with automatic changeover.
-  System designed with cooling capacity management to efficiently handle load change fluctuations.
-  Intuitive 10-inch touchscreen controls.
-  Dynamic self-balancing pressure independent flow control valve for precise capacity control.



[Opticooltechnologies.com](https://www.opticooltechnologies.com)
Info@opticooltech.com

855 Publishers pkwy,
Webster, NY 14580 USA

Sales 585-347-6142
Service 585-967-5434

ODX-230

OUTDOOR DIRECT EXPANSION (ODX)

The OptiCool ODX-230 unit pairs with a single OptiCool RPC-230 pump to create a high quality system that provides precision cooling in any mission critical infrastructure where Direct eXpansion (DX) cooling applications are required.

The OptiCool ODX-230 unit manages the transfer of heat from the RPC-230 pump to the outdoors using R-410A refrigerant. The unit has variable capacity compressors, which allow for low and fluctuating heat loads. The ODX-230 unit is air-cooled condenser that can be roof or ground-mounted.

The ODX-230 unit is part of a system and requires other OptiCool products for effective heat transfer out of the room. Each ODX-230 unit also requires an OptiCool RPC-230 pump.








Specifications

ODX POWER CONSUMPTION**:	82 kW
ODX WEIGHT:	3,600 lb
ODX DIMENSIONS:	90 in. x 98 in. x 101 in.
COMPRESSORS (BLDC SCROLL):	4
AMBIENT OPERATING RANGE:	-40°F to 120°F
MINIMUM LOAD REQUIRED***:	22 kW
ODX/RPC EQUIVALENT SUPPLY LENGTH (MAX)***:	185 ft
SECONDARY CIRCUIT REFRIGERANT:	R-410A
MAX POWER CONSUMPTION PER AHX:	131.5 W
MCA:	480 V, 3 Phase, 139 amp 208 V / 230 V, 3 Phase, 313 amp
MOPD:	480 V, 3 Phase, 150 amp 208 V / 230 V, 3 Phase, 350 amp
CERTIFICATION:	ISSO 9001

**100% @ Rated Condition of 95°F

***Minimum load may vary with line length and elevation

Features

-  Assembled in the USA.
-  Integrated communication with RPC for data monitoring.
-  Aesthetic design and light-weight with compact outdoor footprint.
-  Redundant capable with multiple compressors.
-  Variable speed compressors for precise temperature control and minimal power consumption.





CDU-M15

COOL DISTRIBUTION UNIT

OptiCool Coolant Distribution Units: Liquid Cooling for AI High-Performance Computing

OptiCool's Coolant Distribution Units (CDU) are purpose-built to decouple facility chilled water systems from IT cooling infrastructure, delivering precision liquid cooling solutions for high-density, AI driven Data Centers.

OptiCool's 1.5 MW CDU ensures efficient heat removal, while supporting seamless integration into any Data Center environment.

With Customizable configurations and precision control systems, OptiCool's CDU's provide scalable, resilient cooling that meets today's demands, while future-proofing your Data Center for tomorrow's capacity needs.








Whether supporting direct-to-chip cooling, rear door heat exchangers, or next generation IT workloads, OptiCool CDU's are the ultimate solution for optimizing your Data Centers performance and efficiency.



Specifications

EXTERNAL HEAT REJECTION:	CHILLED WATER OR GLYCOL MIX
NORMAL CAPACITY:	1,500 Kw @ 6.5°F ATD
MAX SECONDARY FLOW:	440 GPM
MAX SECONDARY EXTERNAL PRESSURE DROP:	65 PSI
SECONDARY TEMPERATURE RANGE:	45° to 130°F
PRIMARY INTERNAL PRESSURE DROP:	13 PSI @ 320 GPM
MAX POWER CONSUMPTION:	17.2 kW
COMMUNICATION / MONITORING:	MODBUS, BACNET, or SNMP
DIMENSIONS:	66 in. x 79 in. x 39 in.

Features

-  Assembled in the USA.
-  Industry standard hardware and software for easy BMS integration.
-  Redundant and Autonomous Operation.
-  Optional, internal Dual Power Feed (ATS).
-  System designed with cooling capacity management to efficiently handle load change fluctuations.
-  Intuitive 10-inch touchscreen controls.
-  Dynamic self-balancing pressure independent flow control valve for precise capacity control.



[Opticooltechnologies.com](https://www.opticooltechnologies.com)
Info@opticooltech.com

855 Publishers pkwy,
Webster, NY 14580 USA

Sales 585-347-6142
Service 585-967-5434



AISLE CONTAINMENT

OptiCool's AHX-Integrated Aisle Containment solution combines the efficiency of active cooling with the scalability and familiarity of traditional aisle containment systems. By integrating our intelligent Active Heat Exchange (AHX) units directly into the containment structure, we provide a modular, high-performance solution designed to meet the demands of today's densifying data centers.

Whether you're retrofitting an existing environment or designing a new build, this solution delivers rack-level cooling without the complexity of full-room HVAC upgrades. The AHX units dynamically adjust based on real-time heat loads, extracting heat directly at the source and discharging room-neutral air, preserving aisle separation while eliminating thermal hotspots.

Designed for deployment with OptiCool's overhead manifold and Refrigeration Distribution Network (RDN), this system enables fast, efficient installation and scaling across a variety of environments.



Specifications

RACK HEIGHT:	42U, 45U, 48U OR CUSTOM SIZES
AISLE WIDTH:	3-6 ft FOR ACCESSIBILITY
RACK DEPTH:	STANDARD 42-48 in.
HEAT DISSIPATION CAPACITY:	5-40 kW PER RACK
AHX OPTIONS:	10 kW, 20kW, 40 kW
AHX DIMENSIONS:	10 kW: 22.7 in. x 13.7 in. x 6.13 in. 20 kW: 22.7 in. x 19.5 in. x 8.25 in. 40 kW: 22.7 in. x 19.5 in. x 9.00 in.
REFRIGERANT COOLING:	R-513A
ENERGY EFFICIENCY:	1.02 PUE
POWER INPUT:	SINGLE or DUAL
MAX POWER CONSUMPTION PER AHX:	131.5 W for 10 kW AHX 263 W for 20 kW AHX 1.278 kW for 40 kW AHX
INLET SENSORS:	REDUNDANT A/B TEMP SENSORS

Features

- Assembled in the USA.
- Industry standard hardware and software for easy BMS integration.
- Compatible with existing infrastructure Greenfield/Brownfield.
- Eliminates mixing of hot and cold air, ensuring uniform, predictable temperature to all IT equipment.
- Variable-speed fans adjust to actual workload demand.
- Cooling Cost Reduction: Can lower cooling energy consumption.
- Hot-swappable AHX units adapt to increasing rack loads.



Opticooltechnologies.com 855 Publishers pkwy,
Info@opticooltech.com Webster, NY 14580

Sales 585-347-6142
Service 585-967-5434